



Step by Step Guide to setting up a BCeID

By Surrey DPAC

The community gaming grants departments will require a BCeID in order to submit a gaming grant application.

Community Gaming Grants Online Application Access

Community Gaming Grants is launching a new online application system in 2025.

Starting **February 1, 2025**, either a **Business BCeID** or **Basic BCeID** is required to submit an online application for a Community Gaming Grant, a **PAC & DPAC Grant**, and a Capital Projects Grant.

There are three types of BCeID. The type of BCeID that most PAC's would need would be the business BCeID, as it is not for a personal capacity.


Types of BCeID

There are 3 types of BCeID accounts.

| Business BCeID | Personal BCeID | Basic BCeID |
|---|---|---|
| Use when representing a legal entity, such as a: <ul style="list-style-type: none">Company or partnershipSole proprietorshipNot-for-profit or charitable organizationEducational institution like a university or college | Use when accessing a service in a personal capacity that requires your identity to be verified. | Use when accessing a service in a personal capacity. |
| Registration is started online. <ul style="list-style-type: none">Your business type will determine how it's completed - online, in person, by mail, or with assistance from BCeID. | Registration is a two-step process. <ul style="list-style-type: none">It's started online and must be completed in-person to prove your identity within 60 days. | Registration is started and completed online. |
| Requirements at a glance: <ul style="list-style-type: none">You must be an authorized representative of your organizationYou may have to provide documentation to prove your business or organization's identity | Requirements at a glance: You must have the following identity documents : <ul style="list-style-type: none">Canadian Government-issued identity documentGovernment-issued photo ID with a photo taken within the last 5 yearsIf applicable, documents to support changes to your legal name | Requirements at a glance: None. |
| Example use: <ul style="list-style-type: none">If you want to use Address Change BC to notify multiple public sector agencies of a business address change | Example use: <ul style="list-style-type: none">You want to access your account in Revenue Services of British Columbia | Example use: <ul style="list-style-type: none">Apply online for residential tenancy dispute resolutionHunter registration and limited hunting applicationsSDSI |



By definition most PAC's are non profit societies.



Societies

In B.C., not-for-profit / non-profit organizations are known as **societies**. Societies are independent, democratic organizations that are required to comply with the [Societies Act](#) and their own constitution and bylaws.


Societies do not earn any profits for its members. All money is donated to the organization's cause or goal. They may be eligible to:

- Register as a charitable organization: [Canada Revenue Agency > Charities and giving](#)
- Receive funding from [community gaming grants](#) or get a [gambling event licence for fundraising](#)
- Use money to support the organization's cause or goal, but they also use some money to pay for employee salaries and administrative need.

After your PAC has decided who will complete the registration. You will need to check the registry to see if your PAC already has a BCeID.

[BCeID - Business Directory](#)

<https://www.bceid.ca/directories/whitepages/>

**BCeID**

RegisterLogin

Types of BCeID | Service Directory | Locations | Agreements | FAQs | Contact Us

Business Directory

Find your business or organization in this directory. If a business or organization is already registered, you should not re-register it. Contact their Profile or Account Manager to request the BCeID account.

Search for

Search business by

Name

Match search criteria using

☒ Contains ☐ Starts with

Search

Clear search



Most PAC's would fall into the "other" business type which includes non-registered societies.

Registration Checklist

Other Business Type

Organizations and businesses that are considered to be an "Other" business type for the purpose of registering with BCeID are Limited Liability Partnerships, Limited Partnerships, **Non-Registered Societies**, municipalities, government agencies and Cooperative Associations. A Company, a General Partnership or a Proprietorship* that does not meet the normal registration requirements may also apply for a Business BCeID as an "Other" business type.

Use this checklist to gather the information you will need to register your Other business or organization with BCeID.

- Business or Organization's Legal Name
- Business Address
- Nature of business
- Business Contact Name
- Business Contact Email Address
- Business Contact Phone
- Your Legal Name
- Your Email Address
- Your Phone Number

Upon registering online, a request for your Business BCeID account will be created and a BCeID Registration Analyst will contact you to assist you in completing your registration.

THE APPLICATION WILL BE ASKING FOR PERSONAL INFORMATION OF THE APPLICANT: Legal name, email address, phone number.

After your PAC has decided who will complete the application for a BCeID, you will need the following items before completing an application.

- **A username**
- **The address of the PAC**
- **The legal name of the PAC (may be obtained from previous gaming application).**
- **A password that only the executive should have (ideally Treasurer and President). Must have lower case, upper case, and special characters such as !@\$%.**

... then click on the "Register for a business BCeID".

BCeID - Business BCeID: Getting Started



RegisterLogin

Types of BCeID | Service Directory | Locations | Agreements | FAQs | Contact Us

Identifying a Business or Organization

How you prove the identity of your business or organization depends on:

- The [type of business](#) you register
- If your business or organization is already registered with [BC Registries and Online Services](#) or [Canada Revenue Agency](#)


Ready to Register?
[Register for a Business BCeID](#)

https://www.bceid.ca/register/business/getting_started/getting_started.aspx

You will be brought to the following screen. Click on the start registration (at the bottom).



Surrey District #36
Parent Advisory Council (Surrey DPAC)
Strengthening PACs & Empowering parents

 **BCeID**

Types of BCeID | Service Directory | Locations | Agreements | FAQs | Contact Us

Register for a Business BCeID

Registering for a Business BCeID is a 5-step process.

It'll take about 15 minutes to complete the registration.
Processing times vary in the completion of your Business BCeID account before it's ready for use.

- Step 1: Getting Started**
You'll need to:
 - **Confirm you're not already registered.** A business or organization may only register once. Check if your business or organization is registered in the [business directory](#). If it's registered, contact them.
 - **Confirm you're authorized to register the business or organization.** Only a principal or a person authorized by a principal can accept the [Business Registration Agreement](#).
 - **Select your business type.** There are 6 [business types](#).
 - **Choose if you want to convert your existing Basic BCeID to a Business BCeID.**
- Step 2: Your Business Contact Information**
Tell us who you are and provide your contact information.
- Step 3: BCeID Account Details**
Choose your user ID and password.
- Step 4: Business Details**
You'll need to:
 - Provide your business information
 - Prove the identity of your business or organization. The way to do this depends on what type of business you're registering. [Learn more about how to verify a business.](#)
- Step 5: Accept Terms**
Accept the [Terms of Use](#) and [Business Registration Agreement](#).

Start registration >



You will now be at the following screen. Select “Yes, I am authorized and willing to be a Business Profile Manager”. Click continue.

The screenshot shows the BCeID registration process for a Business Profile Manager. The header includes the British Columbia logo and the BCeID logo, with 'Register' and 'Login' buttons. A navigation bar lists: Types of BCeID, Service Directory, Locations, Agreements, FAQs, and Contact Us. The main heading is 'Register for a Business BCeID'. Below it is a progress bar with five steps: Getting Started (1), Personal Details (2), Account Details (3), Business Details (4), and Accept Terms (5). The current step is 'Getting Started'. The question is 'Are you authorized to register your organization?'. Below the question is a paragraph explaining the requirement to execute the BCeID Registration Agreement on behalf of the organization. A list of responsibilities for Business Profile Managers is provided: creating user accounts, resetting passwords, and managing identity information. The question is repeated, followed by three radio button options: 'Yes, I am authorized and willing to be a Business Profile Manager.' (selected), 'No, I am not authorized. Choosing this option will cancel your registration. An authorized individual can register your organization and create a BCeID account for you.', and 'No, I am not willing to be a Business Profile Manager. Choosing this option will cancel your registration.' At the bottom are 'Back' and 'Continue' buttons.

BRITISH COLUMBIA | BCeID

Register Login

Types of BCeID | Service Directory | Locations | Agreements | FAQs | Contact Us

Register for a Business BCeID

Getting Started Personal Details Account Details Business Details Accept Terms

1 2 3 4 5

Are you authorized to register your organization?

To complete this registration you must be authorized to execute the [BCeID Registration Agreement](#) on behalf of your organization and willing to be a Business Profile Manager.

Business Profile Managers are responsible for:

- Creating BCeID user accounts (including other Business Profile Manager accounts) for representatives of your organization that require online access
- Resetting passwords for your organization's user accounts
- Managing your organization's identity information registered with BCeID

Are you authorized to execute the Business BCeID Registration Agreement on behalf of your organization and willing to be a Business Profile Manager?

☒ Yes, I am authorized and willing to be a Business Profile Manager.

☐ No, I am not authorized.
Choosing this option will cancel your registration. An authorized individual can register your organization and create a BCeID account for you.

☐ No, I am not willing to be a Business Profile Manager.
Choosing this option will cancel your registration.

Back Continue

Select the “other” business type.

The screenshot shows the BCeID registration process for a Business Profile Manager, specifically the 'What type of business are you registering?' question. The header and navigation bar are the same as the previous screenshot. The progress bar shows the current step is 'Getting Started' (1). The question is 'What type of business are you registering?'. Below the question are seven radio button options, each with a description: 'Proprietorship or Sole Proprietorship' (Self-employed person), 'General Partnership' (Two or more people), 'BC Corporation' (Business name ends in Ltd, Ltée, Inc, Limited, Corporation, Corp or ULC), 'Extra Provincially Registered Company' (Corporations incorporated outside of B.C.), 'BC Incorporated Society' (Non-profit organization), 'Extraprovincial Non-Share Corporation' (Non-profit society or association), and 'Other' (None of the above). The 'Other' option is selected. At the bottom are 'Back' and 'Continue' buttons.

BRITISH COLUMBIA | BCeID

Register Login

Types of BCeID | Service Directory | Locations | Agreements | FAQs | Contact Us

Register for a Business BCeID

Getting Started Personal Details Account Details Business Details Accept Terms

1 2 3 4 5

What type of business are you registering?

☐ Proprietorship or Sole Proprietorship
Self-employed person. Only one owner. They perform all business operations and assume all liabilities.

☐ General Partnership
Two or more people, or corporations, that do business together as a partnership. Partners are responsible for all aspects of the business, including the debts of the partnership. Important: if it's a limited partnership (LP) and limited liability partnership (LLP), choose the option "Other" below.

☐ BC Corporation
Business name ends in Ltd, Ltée, Inc, Limited, Corporation, Corp or ULC.

☐ Extra Provincially Registered Company
Corporations incorporated outside of B.C. that are registered to do business in B.C. Also known as an extraprovincial company, extra-pro, or ex-pro.

☐ BC Incorporated Society
Non-profit organization incorporated in B.C. Usually they have 'Society' or 'Association' as the last word in their name.

☐ Extraprovincial Non-Share Corporation
Non-profit society or association formed outside British Columbia – incorporated or otherwise. Important: If it's formed to acquire profit or gain, or that has capital divided into shares, choose the option "Other" below.

☒ Other
None of the above. Including business types: limited partnership (LP) and limited liability partnership (LLP), non-registered society, cooperative association, association, charity, or a business registered outside Canada.

Back Continue



You will now be at the following screen. Click continue.

Getting Started

Personal Details

Account Details

Business Details

Accept Terms

1

2

3

4

5

Other Registration Details

Continue if your business is one of the following:

- Limited liability partnership (llp)
- Limited partnership (llp)
- Non-registered Society
- Charity
- Municipality
- Government agency/department
- Cooperative association

Or, if you're sure your business isn't one of the other [business types](#).

If you're not sure, [contact us](#) before you continue. You may have to complete this form again if you register as the wrong type of business.

What you need before you continue

- Legal name of your business
- Address for your business

Next steps

- Continue with your registration to enter information about your business
- After you submit it, a BCeID Registration Analyst will contact you to complete registration

< Back

Continue >

You will be asked if you wish to convert your Basic BCeID to a business BCeID. Make the appropriate selection.

BRITISH COLUMBIA

BCeID

Register

Login

Types of BCeID | Service Directory | Locations | Agreements | FAQs | Contact Us

Register for a Business BCeID

Getting Started

Personal Details

Account Details

Business Details

Accept Terms

1

2

3

4

5

Do you want to convert an existing Basic BCeID?

If you have an existing Basic BCeID, you may convert it to a Business BCeID. If you do this, Online Services accessed with the existing Basic BCeID may not be accessible with the new Business BCeID.

☒ No, do not convert an existing Basic BCeID

☐ Yes, convert my existing Basic BCeID account

You will be prompted to logon with your Basic BCeID. If you are unable to logon you will not be able to return to this page and will have to start the registration process from the beginning.

< Back

Continue >



The applicant will be asked for personal information.

The screenshot shows the BCeID registration interface. At the top, there's a navigation bar with the BCeID logo and links for Types of BCeID, Service Directory, Locations, Agreements, FAQs, and Contact Us. Below this is a progress bar with five steps: 1. Getting Started, 2. Personal Details (current step), 3. Account Details, 4. Business Details, and 5. Accept Terms. The main heading is "Collection of Personal Information". Below this, it explains the purpose of collecting information (to verify identity for BCeID services) and the legal authority (Section 10.1 of the Business Number Act). It also provides a link to the BCeID Privacy Policy. The form fields are organized into two sections: "Full Legal Name" and "Contact Information". The "Full Legal Name" section includes fields for Surname, Given/First Name, First Middle Name (optional), Other Middle Names (optional), and Preferred Name (optional). The "Contact Information" section includes fields for Contact Email, Contact Phone Number, and Department (optional). A large, diagonal watermark reading "Surrey DPAC" is overlaid across the form.

BRITISH COLUMBIA | BCeID

Register Login

Types of BCeID | Service Directory | Locations | Agreements | FAQs | Contact Us

Getting Started | Personal Details | Account Details | Business Details | Accept Terms

1 2 3 4 5

Collection of Personal Information

The purpose of collecting this information:

- to verify your identity for the purposes of providing you a BCeID which you can use to securely subscribe to BCeID supported government Online Services.

The legal authority for this program to collect this information:

- [Section 10.1 of the Business Number Act](#) authorizes the collection of business information for the purpose of authenticating the identity of a business if that business applies for an electronic identifier to be used to access services provided by a public body, as defined in the Freedom of Information and Protection of Privacy Act.

If you have any questions or concerns about the collection of this information, please review the [BCeID Privacy Policy](#).

Full Legal Name

Surname

Given/First Name

First Middle Name (optional)

Other Middle Names (optional)

Preferred Name (optional)

Contact Information

There may be occasions when the BCeID Program needs to contact you for account administration purposes, such as:

- if we notice unusual activity on your account; or
- if you forget your password, we will send you a confirmation code to reset your password.

Your contact information will not be used for marketing or solicitation.


Contact Email

Contact Phone Number

Department (optional)

The applicant will be asked to create a username and a password. It would be a good idea to take a screen shot of your username and password, before you continue.



**BCeID**

[Register](#) [Login](#)

[Types of BCeID](#) | [Service Directory](#) | [Locations](#) | [Agreements](#) | [FAQs](#) | [Contact Us](#)

[Getting Started](#) | [Personal Details](#) | [Account Details](#) | [Business Details](#) | [Accept Terms](#)

1

2

3

4

5

Choose User ID

A user ID is the unique name you use to identify your BCeID account. It must be between three and twenty characters long and may only contain letters, numbers, periods, dashes and underscores. You may choose your own user ID or use one from the list below.

User ID
Choose your user ID. You'll use this user ID with your password to log in.

Password
Choose a password at least 14 characters long, to a max of 125 characters long. Passwords should have lower & upper case letters, numbers and symbols. [Learn more about passwords](#)

Weak **Medium** **Strong**

Confirm Password

Password Reset Questions
These questions will be used if you forget your password. You'll only be able to reset your password if you can answer these questions correctly. If you are unable to answer these questions, you will be required to create a new account.

Question Number One

Choose option

▼

Answer


Question Number Two

Choose option

▼

Answer

☐ I'm not a robot


reCAPTCHA
Privacy - Terms

[← Back](#) [Continue →](#)



Surrey District #36
Parent Advisory Council (Surrey DPAC)
Strengthening PACs & Empowering parents

You should receive a confirmation of your application by email. You will be advised that your organizations “Registration Activation letter” has been mailed to the PAC.

Example:

**From: BCeID Registration Desk Mailbox CITZ:EX
<BCeIDRegistrationDesk@gov.bc.ca>**

Date: Wed, Jan 8, 2025 at 1:14 PM

**Subject: ID-9900: BCeID account for District Parent Advisory Council -
S.D. # 36 - Surrey**

To: xxxxxxxx

Hello xxxxxxx,

I have processed your registration request and mailed your organization’s *Registration Activation letter*. If the activation code expires before you receive the letter from BCeID, please reply to this email to advise us you require an extension for your activation code. We can extend the code up to 90 days from the date of your original application. Likewise, if you do not receive the letter after 3 weeks please reply to request a new one. Registration requests that are not activated within 90 days are automatically deleted from the system and can not be recovered. At that point you will need to re-apply.

For further details you may contact the support staff.

BCeID Support

For questions related to BCeID (account information and registration), contact the BCeID help desk*:

- 1-888-356-2741 (Canada and USA toll free)
- 604-660-2355 (Within lower mainland or outside of Canada and USA)
- Online support form: https://www.bceid.ca/help_request/default.aspx?referrer=R%2f1

*Open Monday to Friday (except statutory holidays) from 7:30 am to 5 pm PT.