

Amended Annual Budget

School District No. 75 (Mission)

June 30, 2014

School District No. 75 (Mission)

June 30, 2014

Table of Contents

Bylaw	1
Amended Annual Budget - Revenue and Expense - Statement 2	2
Amended Annual Budget - Changes in Net Financial Assets (Debt) - Statement 4	4
Amended Annual Budget - Schedule of Changes in Accumulated Surplus (Deficit) by Fund - Schedule 1	5
Amended Annual Budget - Operating Revenue and Expense - Schedule 2	6
Schedule 2A - Amended Annual Budget - Schedule of Operating Revenue by Source	7
Schedule 2B - Amended Annual Budget - Schedule of Operating Expense by Source	8
Schedule 2C - Amended Annual Budget - Operating Expense by Function, Program and Object	9
Amended Annual Budget - Special Purpose Revenue and Expense - Schedule 3	11
Schedule 3A - Amended Annual Budget - Changes in Special Purpose Funds	12
Amended Annual Budget - Capital Revenue and Expense - Schedule 4	14

*NOTE - Statement 1, Statement 3, Statement 5 and Schedules 4A - 4D are used for Financial Statement reporting only.

AMENDED ANNUAL BUDGET BYLAW

A Bylaw of THE BOARD OF EDUCATION OF SCHOOL DISTRICT NO. 75 (MISSION) (called the "Board") to adopt the Amended Annual Budget of the Board for the fiscal year 2013/2014 pursuant to section 113 of the *School Act*, R.S.B.C., 1996, c. 412 as amended from time to time (called the "Act").


1. Board has complied with the provisions of the Act respecting the Amended Annual Budget adopted by this bylaw.
2. This bylaw may be cited as School District No. 75 (Mission) Amended Annual Budget Bylaw for fiscal year 2013/2014.
3. The attached Statement 2 showing the estimated revenue and expense for the 2013/2014 fiscal year and the total budget bylaw amount of \$59,725,012 for the 2013/2014 fiscal year was prepared in accordance with the Act.
4. Statement 2, 4 and Schedules 1 to 4 are adopted as the Amended Annual Budget of the Board for the fiscal year 2013/2014.


READ A FIRST TIME THE 18 DAY OF FEBRUARY, 2014;

READ A SECOND TIME THE 18 DAY OF FEBRUARY, 2014;


READ A THIRD TIME, PASSED AND ADOPTED THE 18 DAY OF FEBRUARY, 2014;

(Corporate Seal)


Chairperson of the Board


Secretary Treasurer

I HEREBY CERTIFY this to be a true original of School District No. 75 (Mission) Amended Annual Budget Bylaw 2013/2014, adopted by the Board the 18 DAY OF FEBRUARY, 2014.


Secretary Treasurer

School District No. 75 (Mission)

Statement 2

Amended Annual Budget - Revenue and Expense

Year Ended June 30, 2014


	2014 Amended Annual Budget	2014 Annual Budget
Ministry Operating Grant Funded FTE's		
School-Age	5,846,250	5,834,063
Adult	24,500	38,625
Other	5,250	11,000
Total Ministry Operating Grant Funded FTE's	5,876,000	5,883,688
Revenues	\$	\$
Provincial Grants		
Ministry of Education	53,178,324	53,727,347
Other	225,000	225,000
Tuition	1,133,000	1,018,000
Other Revenue	1,849,674	1,944,100
Rentals and Leases	140,000	110,000
Investment Income	40,000	20,180
Amortization of Deferred Capital Revenue	2,615,627	2,549,920
Total Revenue	59,181,625	59,594,547
Expenses		
Instruction	47,098,650	47,085,947
District Administration	2,204,452	2,368,561
Operations and Maintenance	9,429,142	9,360,579
Transportation and Housing	960,841	958,641
Debt Services	31,927	31,927
Total Expense	59,725,012	59,805,655
Net Revenue (Expense)	(543,387)	(211,108)
Budgeted Allocation (Retirement) of Surplus (Deficit)		(325,000)
Budgeted Surplus (Deficit), for the year	(543,387)	(536,108)
Budgeted Surplus (Deficit), for the year comprised of:		
Operating Fund Surplus (Deficit)		
Special Purpose Fund Surplus (Deficit)		
Capital Fund Surplus (Deficit)	(543,387)	(536,108)
Budgeted Surplus (Deficit), for the year	(543,387)	(536,108)

School District No. 75 (Mission)


Amended Annual Budget - Revenue and Expense
Year Ended June 30, 2014

	2014 Amended Annual Budget	2014 Annual Budget
Budget Bylaw Amount		
Operating - Total Expense	52,912,752	52,875,228
Special Purpose Funds - Total Expense	3,081,333	3,272,486
Capital Fund - Total Expense	3,730,927	3,657,941
Budgeted Retirement of Prior Year Deficits		325,000
Total Budget Bylaw Amount	59,725,012	60,130,655


Approved by the Board


Signature of the Chairperson of the Board of Education

2014 02 18
Date Signed


Signature of the Superintendent

2014 02 18
Date Signed


Signature of the Secretary Treasurer

2014-02-18
Date Signed

School District No. 75 (Mission)

Amended Annual Budget - Changes in Net Financial Assets (Debt)
Year Ended June 30, 2014

	2014 Amended Annual Budget	2014 Annual Budget
	\$	\$
Surplus (Deficit) for the year	<u>(543,387)</u>	<u>(211,108)</u>
Effect of change in Tangible Capital Assets		
Acquisition of Tangible Capital Assets		
From Deferred Capital Revenue	<u>(1,936,000)</u>	<u>(743,369)</u>
Total Acquisition of Tangible Capital Assets	<u>(1,936,000)</u>	<u>(743,369)</u>
Amortization of Tangible Capital Assets	<u>3,699,000</u>	<u>3,626,014</u>
Total Effect of change in Tangible Capital Assets	<u>1,763,000</u>	<u>2,882,645</u>
	<u>-</u>	<u>-</u>
	<u>-</u>	<u>-</u>
(Increase) Decrease in Net Financial Assets (Debt)	<u>1,219,613</u>	<u>2,671,537</u>

School District No. 75 (Mission)

Amended Annual Budget - Schedule of Changes in Accumulated Surplus (Deficit) by Fund
Year Ended June 30, 2014

	Operating Fund	Special Purpose Fund	Capital Fund	2014 Amended Annual Budget
	\$	\$	\$	\$
Accumulated Surplus (Deficit), beginning of year	(122,176)	-	26,663,091	26,540,915
Changes for the year				
Net Revenue (Expense) for the year	571,913		(1,115,300)	(543,387)
Interfund Transfers				
Other	(571,913)		571,913	-
Net Changes for the year	-	-	(543,387)	(543,387)
Budgeted Accumulated Surplus (Deficit), end of year	<u>(122,176)</u>	-	<u>26,119,704</u>	<u>25,997,528</u>

School District No. 75 (Mission)

Amended Annual Budget - Operating Revenue and Expense
Year Ended June 30, 2014

Schedule 2

	2014 Amended Annual Budget	2014 Annual Budget
	\$	\$
Revenues		
Provincial Grants		
Ministry of Education	51,766,991	52,124,861
Other	155,000	155,000
Tuition	1,133,000	1,018,000
Other Revenue	249,674	344,100
Rentals and Leases	140,000	110,000
Investment Income	40,000	20,180
Total Revenue	53,484,665	53,772,141
Expenses		
Instruction	44,140,545	44,127,842
District Administration	2,204,452	2,368,561
Operations and Maintenance	5,606,914	5,420,184
Transportation and Housing	960,841	958,641
Total Expense	52,912,752	52,875,228
Net Revenue (Expense)	571,913	896,913
Budgeted Retirement of Deficit	-	(325,000)
Net Transfers (to) from other funds		
Other	(571,913)	(571,913)
Total Net Transfers	(571,913)	(571,913)
Budgeted Surplus (Deficit), for the year	-	-

School District No. 75 (Mission)

Amended Annual Budget - Schedule of Operating Revenue by Source
Year Ended June 30, 2014

Schedule 2A

	2014 Amended Annual Budget	2014 Annual Budget
	\$	\$
Provincial Grants - Ministry of Education		
Operating Grant, Ministry of Education	51,004,264	51,320,154
AANDC/LEA Recovery	(64,674)	(138,100)
Other Ministry of Education Grants		
Adj. MOE enrolment forecast	-	(312,062)
Expected Holdback	-	397,468
Pay Equity	725,901	725,901
Education Guarantee	50,000	80,000
Carbon Tax	37,500	37,500
FSA	14,000	14,000
Total Provincial Grants - Ministry of Education	51,766,991	52,124,861
Provincial Grants - Other	155,000	155,000
Federal Grants	-	-
Tuition		
Continuing Education	208,000	208,000
Offshore Tuition Fees	925,000	810,000
Total Tuition	1,133,000	1,018,000
Other Revenues		
LEA/Direct Funding from First Nations	64,674	138,100
Miscellaneous		
Pay for Service - Riverside	25,000	35,000
District of Mission - Clarke Theatre	-	36,000
Transportation Fees	120,000	120,000
Other	40,000	15,000
District Entered	-	-
Total Other Revenue	249,674	344,100
Rentals and Leases	140,000	110,000
Investment Income	40,000	20,180
Total Operating Revenue	53,484,665	53,772,141

School District No. 75 (Mission)

Schedule 2B

Amended Annual Budget - Schedule of Operating Expense by Source
Year Ended June 30, 2014

	2014 Amended Annual Budget	2014 Annual Budget
	\$	\$
Salaries		
Teachers	22,672,375	22,713,534
Principals and Vice Principals	2,903,888	2,788,184
Educational Assistants	4,291,109	4,265,744
Support Staff	5,443,793	5,271,680
Other Professionals	1,749,561	1,701,700
Substitutes	1,827,258	1,894,622
Total Salaries	38,887,984	38,635,464
Employee Benefits	9,759,779	9,691,067
Total Salaries and Benefits	48,647,763	48,326,531
Services and Supplies		
Services	1,398,069	1,445,139
Student Transportation	23,200	6,200
Professional Development and Travel	381,980	401,050
Rentals and Leases	4,000	4,000
Dues and Fees	67,700	63,500
Insurance	187,000	191,000
Interest	1,289,340	1,583,804
Supplies	913,700	854,004
Total Services and Supplies	4,264,989	4,548,697
Total Operating Expense	52,912,752	52,875,228

School District No. 75 (Mission)

Amended Annual Budget - Operating Expense by Function, Program and Object
Year Ended June 30, 2014

	Teachers Salaries	Principals and Vice Principals Salaries	Educational Assistants Salaries	Support Staff Salaries	Other Professionals Salaries	Substitutes Salaries	Total Salaries
	\$	\$	\$	\$	\$	\$	\$
1 Instruction							
1.02 Regular Instruction	17,918,933	595,839	44,501	334,601		1,259,320	20,153,194
1.03 Career Programs	801,049			146,945		8,633	956,627
1.07 Library Services	928,766						928,766
1.08 Counselling	551,347	24,995					576,342
1.10 Special Education	1,995,640		3,728,144	290,071		253,160	6,267,015
1.30 English Language Learning	148,880		43,849				192,729
1.31 Aboriginal Education	74,440	70,551	474,615	33,157		21,845	674,608
1.41 School Administration		2,212,503		1,131,533	174,960	65,000	3,583,996
1.60 Summer School	30,000						30,000
1.61 Continuing Education					123,000		123,000
1.62 Off Shore Students	223,320			38,615	123,792		123,792
1.64 Other							
Total Function 1	22,672,375	2,903,888	4,291,109	1,974,922	421,752	1,607,958	33,872,004
4 District Administration							
4.11 Educational Administration					456,600		456,600
4.40 School District Governance					83,884		83,884
4.41 Business Administration				261,966	640,637	24,250	926,853
Total Function 4	-	-	-	261,966	1,181,121	24,250	1,467,337
5 Operations and Maintenance							
5.41 Operations and Maintenance Administration				61,074	76,748	3,775	141,597
5.50 Maintenance Operations				2,462,666		158,275	2,620,941
5.52 Maintenance of Grounds				212,593			212,593
5.56 Utilities							-
Total Function 5	-	-	-	2,736,333	76,748	162,050	2,975,131
7 Transportation and Housing							
7.41 Transportation and Housing Administration				31,320	69,940		101,260
7.70 Student Transportation				439,252		33,000	472,252
Total Function 7	-	-	-	470,572	69,940	33,000	573,512
9 Debt Services							
Total Function 9	-	-	-	-	-	-	-
Total Functions 1 - 9	22,672,375	2,903,888	4,291,109	5,443,793	1,749,561	1,827,258	38,887,984

School District No. 75 (Mission)

Amended Annual Budget - Operating Expense by Function, Program and Object
 Year Ended June 30, 2014

	Total Salaries	Employee Benefits	Total Salaries and Benefits	Services and Supplies	2014 Amended Annual Budget	2014 Annual Budget
	\$	\$	\$	\$	\$	\$
1 Instruction						
1.02 Regular Instruction	20,153,194	5,263,259	25,416,453	707,970	26,124,423	26,074,706
1.03 Career Programs	956,627	238,601	1,195,228	142,970	1,338,198	1,425,666
1.07 Library Services	928,766	234,049	1,162,815		1,162,815	1,257,286
1.08 Counselling	576,342	138,940	715,282		715,282	786,565
1.10 Special Education	6,267,015	1,508,035	7,775,050	98,800	7,873,850	7,857,117
1.30 English Language Learning	192,729	44,826	237,555	23,390	260,945	175,424
1.31 Aboriginal Education	674,608	162,634	837,242	205,599	1,042,841	1,076,702
1.41 School Administration	3,583,996	854,125	4,438,121	269,300	4,707,421	4,528,900
1.60 Summer School	30,000	7,500	37,500		37,500	69,608
1.61 Continuing Education	-	-	-	-	-	-
1.62 Off Shore Students	384,935	94,221	479,156	221,490	700,646	720,844
1.64 Other	123,792	28,472	152,264	24,360	176,624	155,024
Total Function 1	33,872,004	8,574,662	42,446,666	1,693,879	44,140,545	44,127,842
4 District Administration						
4.11 Educational Administration	456,600	127,158	583,758	40,700	624,458	680,299
4.40 School District Governance	83,884	19,829	103,713	60,100	163,813	214,863
4.41 Business Administration	926,853	220,218	1,147,071	269,110	1,416,181	1,473,399
Total Function 4	1,467,337	367,205	1,834,542	369,910	2,204,452	2,368,561
5 Operations and Maintenance						
5.41 Operations and Maintenance Administration	141,597	32,921	174,518	55,100	229,618	192,848
5.50 Maintenance Operations	2,620,941	598,114	3,219,055	943,800	4,162,855	4,036,933
5.52 Maintenance of Grounds	212,593	53,148	265,741	35,000	300,741	336,399
5.56 Utilities	-	-	-	913,700	913,700	854,004
Total Function 5	2,975,131	684,183	3,659,314	1,947,600	5,606,914	5,420,184
7 Transportation and Housing						
7.41 Transportation and Housing Administration	101,260	23,916	125,176	11,600	136,776	131,852
7.70 Student Transportation	472,252	109,813	582,065	242,000	824,065	826,789
Total Function 7	573,512	133,729	707,241	253,600	960,841	958,641
9 Debt Services						
Total Function 9	-	-	-	-	-	-
Total Functions 1 - 9	38,887,984	9,759,779	48,647,763	4,264,989	52,912,752	52,875,228

School District No. 75 (Mission)

Amended Annual Budget - Special Purpose Revenue and Expense
Year Ended June 30, 2014

	<u>2014 Amended Annual Budget</u>	<u>2014 Annual Budget</u>
	\$	\$
Revenues		
Provincial Grants		
Ministry of Education	1,411,333	1,602,486
Other	70,000	70,000
Other Revenue	1,600,000	1,600,000
Total Revenue	<u>3,081,333</u>	<u>3,272,486</u>
Expenses		
Instruction	2,958,105	2,958,105
Operations and Maintenance	123,228	314,381
Total Expense	<u>3,081,333</u>	<u>3,272,486</u>
Budgeted Surplus (Deficit), for the year	<u>-</u>	<u>-</u>

School District No. 75 (Mission)
 Amended Annual Budget - Changes in Special Purpose Funds
 Year Ended June 30, 2014

	Annual Facility Grant	Learning Improvement Fund	Special Education Equipment	School Generated Funds	Strong Start	Ready, Set, Learn	OLEP	CommunityLINK	BEST
	\$	\$	\$	\$	\$	\$	\$	\$	\$
Deferred Revenue, beginning of year				550,000	8,000	15,000		25,000	20,000
Add: Restricted Grants									
Provincial Grants - Ministry of Education	73,228	664,091	14,959		160,000	34,390	89,009	375,656	
Provincial Grants - Other				1,475,000					
Other				29,500					
Investment Income									
	73,228	664,091	14,959	1,504,500	160,000	34,390	89,009	375,656	-
Less: Allocated to Revenue District Entered									
Deferred Revenue, end of year				1,600,000	160,000	34,390	89,009	375,656	-
	-	-	-	454,500	8,000	15,000	-	25,000	20,000
Revenues									
Provincial Grants - Ministry of Education	73,228	664,091	14,959		160,000	34,390	89,009	375,656	
Provincial Grants - Other				1,600,000					
Other Revenue									
	73,228	664,091	14,959	1,600,000	160,000	34,390	89,009	375,656	-
Expenses									
Salaries									
Teachers		460,000							
Educational Assistants		69,000			102,000		40,000	240,000	
Support Staff	24,000								
	24,000	529,000			102,000		40,000	240,000	
Employee Benefits	8,000	135,091							
Services and Supplies	41,228		14,959	1,600,000	29,500	34,390	8,500	62,500	
	73,228	664,091	14,959	1,600,000	28,500	40,509	40,509	73,156	
				1,600,000	160,000	34,390	89,009	375,656	
Net Revenue (Expense)									
	-	-	-	-	-	-	-	-	-

School District No. 75 (Mission)
 Amended Annual Budget - Changes in Special Purpose Funds
 Year Ended June 30, 2014

	SWIS	TOTAL
Deferred Revenue, beginning of year	\$ 2,500	\$ 620,500
Add: Restricted Grants		
Provincial Grants - Ministry of Education	70,000	1,411,333
Provincial Grants - Other	70,000	1,475,000
Other	70,000	29,500
Investment Income	70,000	2,985,833
Less: Allocated to Revenue	70,000	3,081,333
District Entered	2,500	-
Deferred Revenue, end of year	<u>2,500</u>	<u>525,000</u>
Revenues		
Provincial Grants - Ministry of Education	70,000	1,411,333
Provincial Grants - Other	70,000	70,000
Other Revenue	70,000	1,600,000
	<u>70,000</u>	<u>3,081,333</u>
Expenses		
Salaries		
Teachers	52,500	500,000
Educational Assistants	52,500	411,000
Support Staff	70,000	76,500
	<u>175,000</u>	<u>987,500</u>
Employee Benefits	15,500	259,091
Services and Supplies	2,000	1,834,742
	<u>70,000</u>	<u>3,081,333</u>
Net Revenue (Expense)	<u>-</u>	<u>-</u>

School District No. 75 (Mission)

Amended Annual Budget - Capital Revenue and Expense

Year Ended June 30, 2014

	2014 Amended Annual Budget			2014 Annual Budget
	Invested in Tangible Capital Assets	Local Capital	Fund Balance	
	\$	\$	\$	\$
Revenues				
Provincial Grants				
Amortization of Deferred Capital Revenue	2,615,627		2,615,627	2,549,920
Total Revenue	2,615,627	-	2,615,627	2,549,920
Expenses				
Amortization of Tangible Capital Assets				
Operations and Maintenance	3,699,000		3,699,000	3,626,014
Interest Payment				
Capital Lease		13,905	13,905	13,905
Capital Loan		18,022	18,022	18,022
Total Expense	3,699,000	31,927	3,730,927	3,657,941
Net Revenue (Expense)	(1,083,373)	(31,927)	(1,115,300)	(1,108,021)
Net Transfers (to) from other funds				
Capital Lease Payment		237,330	237,330	237,330
Capital Loan Payment		334,583	334,583	334,583
Total Net Transfers	-	571,913	571,913	571,913
Other Adjustments to Fund Balances				
Principal Payment				
Capital Lease	223,425	(223,425)	-	
Capital Loan	316,561	(316,561)	-	
Total Other Adjustments to Fund Balances	539,986	(539,986)	-	
Budgeted Surplus (Deficit), for the year	(543,387)	-	(543,387)	(536,108)